

## ACE - Customer Questionnaire Wire Rope Springs

Important points for the calculation of wire rope springs are marked in **bold**. Data written in *italics* are not mandatory but may be of interest depending on the application.

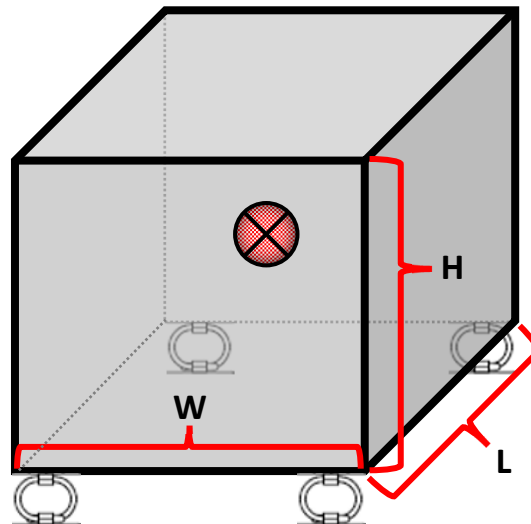
Application-specific properties

1. Dimensioning, structure

**Total weight:** \_\_\_\_\_ [kg]

*Dimensions (L · W · H):* \_\_\_\_\_ [m] · \_\_\_\_\_ [m] · \_\_\_\_\_ [m]

*Position center of mass, if not centered. (L · B · H):* \_\_\_\_\_ [m] · \_\_\_\_\_ [m] · \_\_\_\_\_ [m]



**Quantity Wire Ropes (n):** \_\_\_\_\_

*Maximum dimensions wire rope, if e.g. installation space is limited.*

*(L · W · H):* \_\_\_\_\_ [m] · \_\_\_\_\_ [m] · \_\_\_\_\_ [m]

*Known environmental conditions (temperature, salt water, standards, UV, dirt, etc.):*

-----  
-----

## 2. Shock type

**(Shock/impulse) Impulse intensity:** \_\_\_\_\_ [ $m/s^2$ ] or [ $g$  ( $1 g = 9,81 m/s^2$ )]

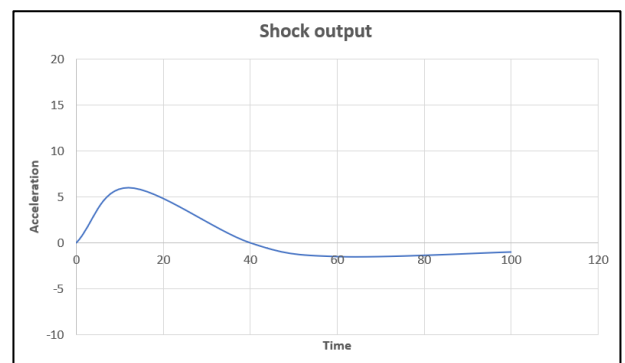
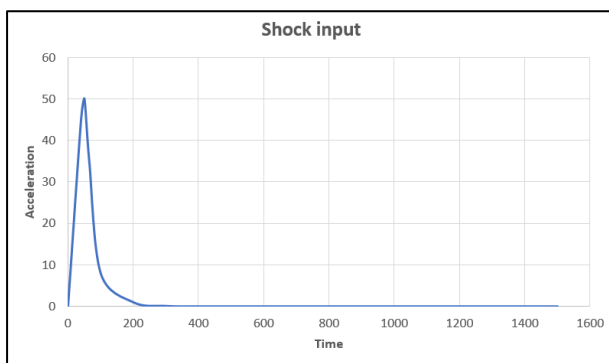
Duration: \_\_\_\_\_ [ms]

**Device sensity:** \_\_\_\_\_ [ $m/s^2$ ] or [ $g$  ( $1 g = 9,81 m/s^2$ )]

(Shock/Impulse) Impulse direction (x, y, z): \_\_\_\_\_

Quantity (Shocks/Impulse) Impulse (n): \_\_\_\_\_

Detailed description (Design according to standards?):  
-----



## 3. Vibrations

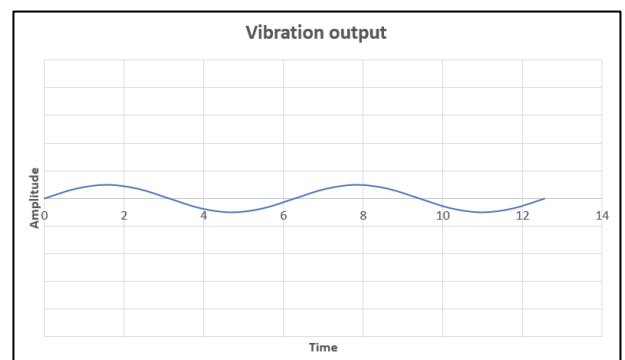
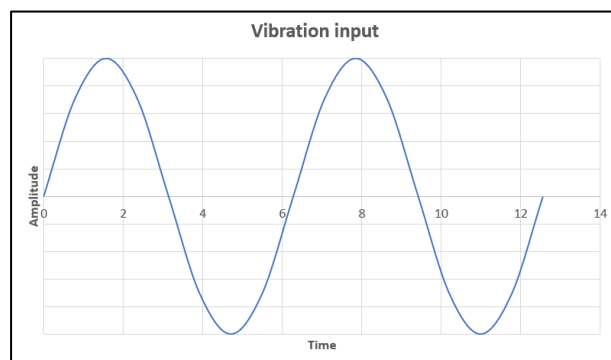
**Excitation frequency:** \_\_\_\_\_ [Hz]

PSD (Power Spectral Density): \_\_\_\_\_ [ $g^2/Hz$ ] (applies to stochastic/random oscillations)

Required natural frequency: \_\_\_\_\_ [Hz]

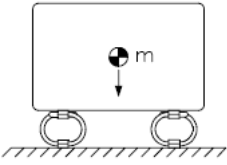
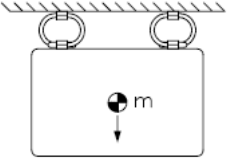
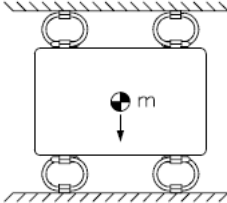

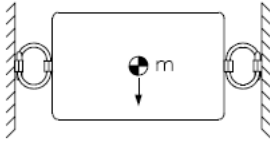
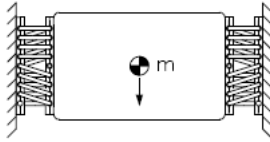
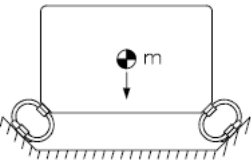
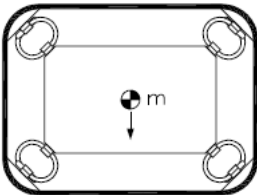
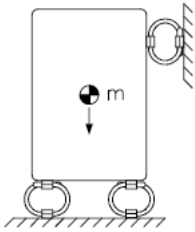
RMS Acceleration: \_\_\_\_\_ [ $g$ 's] (applies to stochastic/random oscillations)

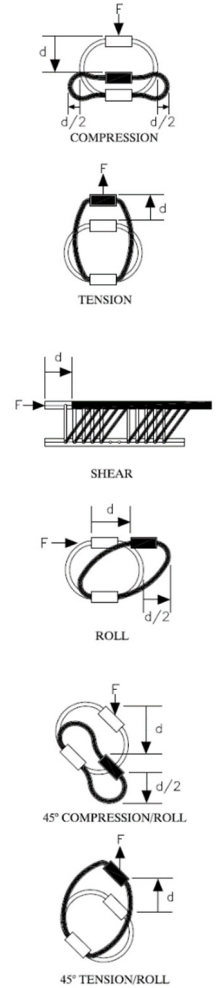
Detailed description: -----



Deployment definition wire rope

4. Installation situation (mark as appropriate)

<p>①</p>  <p>COMPRESSION @ BASE</p>	<p>②</p>  <p>TENSION</p>	<p>③</p>  <p>COMPRESSION &amp; TENSION</p>
<p>④</p>  <p>COMPRESSION @ CG</p>	<p>⑤</p>  <p>ROLL @ CG</p>	<p>⑥</p>  <p>SHEAR @ CG</p>
<p>⑦</p>  <p>45° @ BASE</p>	<p>⑧</p>  <p>45° IN 4 CORNERS</p>	<p>⑨</p>  <p>BASE MOUNT WITH STABILIZERS</p>

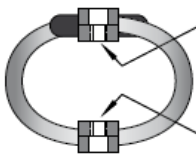
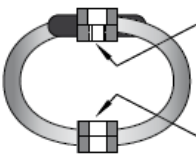
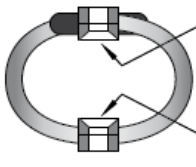
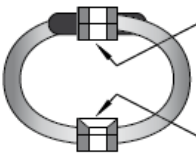
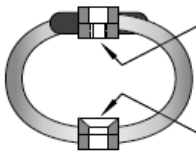
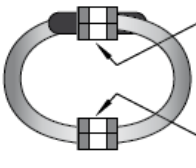


## 5. Desired mounting types (mark as applicable if already known)

*Different combinations of mounting types possible:*

*Cylinder head with thread (Cyl.), countersunk head with thread (Coun.) or through hole (Thro.).*

*Thread types and diameters differ depending on the series of the wire rope spring.*

Mounting Hole Options	
 <p>Cyl. (A) Cyl.</p>	 <p>Cyl. (D) Thro.</p>
 <p>Coun. (B) Coun.</p>	 <p>Thro. (E) Coun.</p>
 <p>Cyl. (C) Coun.</p>	 <p>Thro. (F) Thro.</p>

## 6. Project specific questions

Annual demand: \_\_\_\_\_ pc

Lot size / purchase quantity: \_\_\_\_\_ pc

Target price per piece: \_\_\_\_\_ €

Other notes / wishes: \_\_\_\_\_

## 7. Contact details for queries

Company: \_\_\_\_\_

Name: \_\_\_\_\_

Street: \_\_\_\_\_

Town: \_\_\_\_\_

Phone: \_\_\_\_\_

Mail: \_\_\_\_\_